



Getting Started with the Family Portal

School District No 8 (Kootenay Lake)

811 Stanley Street

Nelson, BC

V1L1N8

250.352.6681

<http://www.sd8.bc.ca>

What is MyEducation BC?

MyEd BC is a secure, web-based student information management system. The system manages all facets of student data – from attendance to conduct, grades to schedules, and special education.

School District No 8 (Kootenay Lake) has been using MyEducation BC since 2015. We are now implementing the Family portal so parents, teachers, and administrators can work together and communicate more effectively and efficiently.

What information can I access through MyEd BC?

As a parent/guardian, you can use one login to securely access the information for all of your children from just about anywhere. With MyEd BC, you can view:

- **Family contact and emergency information**
- **Academic information:** See real-time information about to your child's academic achievement. Receive important documents like progress reports and report cards.
- **Conduct and attendance information:** Sign up for email notifications when new information is available.
- **Calendar events:** Color-code events to see at a glance what each family member is doing.

Is my child's information secure?

MyEd BC protects your student's information with the same advanced technology your bank uses to protect your financial accounts. Rest assured that users only have access to information they need, and nothing more. We have carefully configured the system to ensure that your student's information is confidential and can only be retrieved by you – the parent/guardian – and authorized school personnel.

You can only view, not edit your child's demographic data. If you find that it is outdated or incorrect, notify your child's school to correct any errors.

How do I access the system?

You can log on to MyEd BC's Family Portal from any computer that connects to the Internet. This lets you access the system from anywhere – your home and your office.

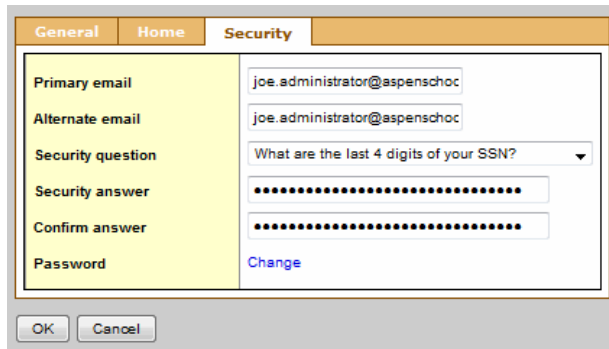
1. Open your browser to connect to the Internet.
2. Go to <https://www.myeducation.gov.bc.ca/aspen/logon.do>
3. Enter your **Login ID** and **Password**.
4. The first time you log on, you will be prompted to change your password. After this is completed, the Parent Portal home page will display.

I lost my Login ID or password; or I never received them.

If you lost your Login ID or password, or if you never received them, contact your child's school.

How do I change my password or email address?

From any page, click **Set Preferences** in the upper-right corner of the screen.



The screenshot shows a 'Security' preferences window with the following fields:

- Primary email: joe.administrator@aspenschoc
- Alternate email: joe.administrator@aspenschoc
- Security question: What are the last 4 digits of your SSN?
- Security answer: [Redacted]
- Confirm answer: [Redacted]
- Password: Change

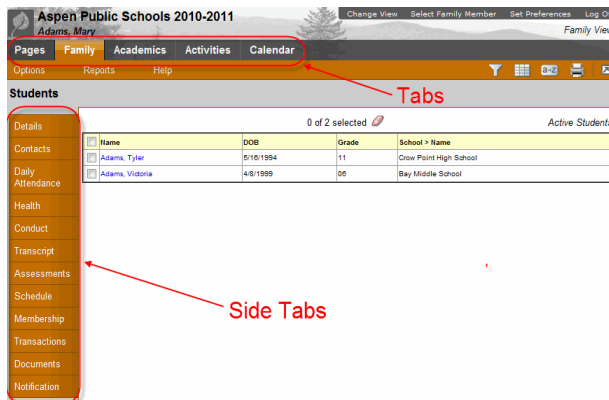
Buttons for 'OK' and 'Cancel' are at the bottom.

Here you can set several of your user preferences, including your:

- Password
- Email address
- Appearance of your home page

How do I use MyEducation BC?

From your **Home** tab, you can access the four areas of the system. Click a tab to view information for each of the students for whom you are responsible.



The screenshot shows the 'Aspen Public Schools 2010-2011' interface. At the top, there are navigation tabs: 'Pages', 'Family', 'Academics', 'Activities', and 'Calendar'. Below these are 'Options', 'Reports', and 'Help'. A red arrow points to these tabs with the label 'Tabs'. On the left side, there is a vertical list of side tabs: 'Details', 'Contacts', 'Daily Attendance', 'Health', 'Conduct', 'Transcript', 'Assessments', 'Schedule', 'Membership', 'Transactions', 'Documents', and 'Notification'. A red arrow points to this list with the label 'Side Tabs'. The main content area shows a table of students:

Name	DOB	Grade	School > Name
Adams, Tyler	9/18/1994	11	Crow Point High School
Adams, Victoria	4/8/1999	08	Bay Middle School

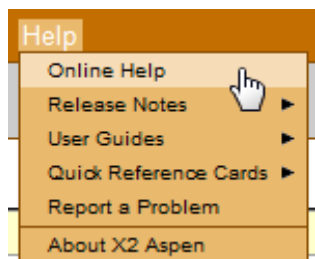
After you click a tab, side-tabs appear on the left side of the page. Click the side-tabs to view detailed information.

Click this tab...	To view your child's...
Family	<ul style="list-style-type: none"> • Demographics, address, photo • Contact names and phone numbers • Daily attendance • Conduct incidents and actions taken • Transcripts, credit summary, and graduation summary • Assessments, such as FSAs and Provincial Exams • Current class schedule and course requests • Membership/Enrollment history in district's schools and programs • Records of student fees and events

Click this tab...	To view your child's...
Academics	<ul style="list-style-type: none"> • current schedule • grades • assignments • class attendance
Activities	Extracurricular activities, including: <ul style="list-style-type: none"> • list of members • events for each group
Calendar	Monthly calendar with events. You can customize the calendar by choosing the categories you want listed and color-code each child's activities to include: <ul style="list-style-type: none"> • due date reminders for class assignments • activity events • school calendar

What if I need more help?

MyEducation BC is easy to navigate. The data is secure and view-only. Feel free to explore. If you have a question about how to do something, go to the **Help** menu for the following options:



- **Online Help:** Click to open online help, then click **Using the Student and Family Portal**. A table of contents, index, and search feature make it easy to find the information you need.
- **User Guides:** Click to open, download, and print a PDF version of *Using the Family Portal*.
- **Quick Reference Cards:** Select a topic to view a quick reference card.
- If you still have questions, contact your child's school.